

Curved Hood



- Curved wood hood available in two styles: wood mantel or stainless steel base/mantel.
- Transitions of hoods have vertical grain direction; mantels have horizontal grain direction.
- Hoods available in the following species: Cherry, Hickory, Knotty Alder, Maple, Oak and QS Oak.
- Hood front is not removable.
- Liner information:
 - Dimmer controlled halogen lighting.
 - Quiet variable speed fan control.
 - Easy to clean filters, dishwasher safe. Filter type (mesh or baffle) varies by hood style, see following for details.
- Blower units are sold and shipped separately; see corresponding blower size information in charts and detailed information on next page.
- Modifications not available.

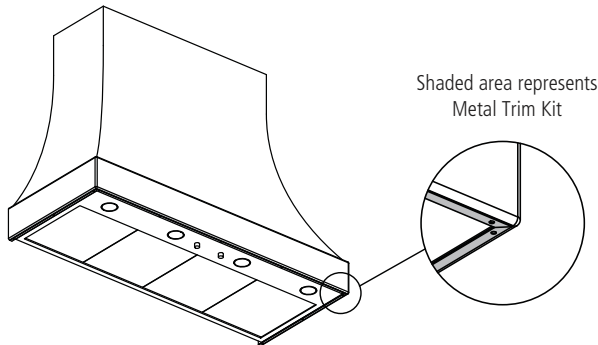
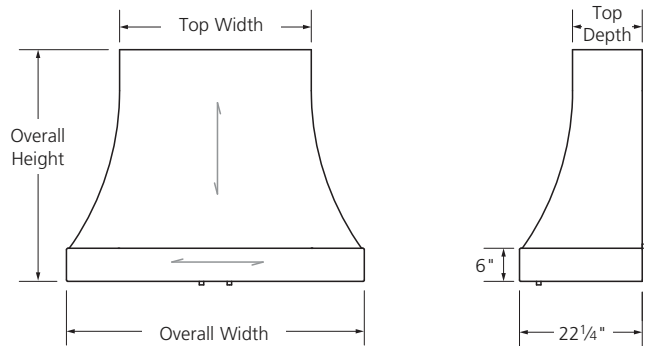
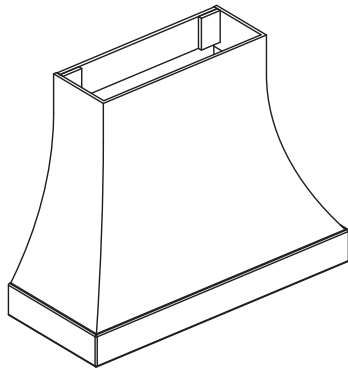
Wood Mantel, 22 1/4" Deep

- Includes 22 gauge stainless steel liner with perforated stainless steel mesh insert filters; filters are dishwasher safe.
- Metal trim kits available; see below for illustration. Brushed stainless steel cut to fit exposed edges under wood hood; available factory installed or as kit for field installation, see SKUs in chart.

EXAMPLE: 22CURVHOOD3630, IMTS specifies a 22 1/4" deep, 30" high hood with factory installed metal trim kit. Specify 22CURVHOOD36MT for field install metal trim kit.

- A portion of the inside of the hood will be finished.

30" High	42" High	48" High	# of Halogen Lights (50 Watt)	Blower Options	METAL TRIM KIT	
					Factory Install	Field Install
■ 22CURVHOOD3630	■ 22CURVHOOD3642	■ 22CURVHOOD3648	2	V18, V19	IMTS	22CURVHOOD36MT
■ 22CURVHOOD4230	■ 22CURVHOOD4242	■ 22CURVHOOD4248	3	V18, V19	IMTL	22CURVHOOD42MT
■ 22CURVHOOD4830	■ 22CURVHOOD4842	■ 22CURVHOOD4848	3	V18, V19	IMTL	22CURVHOOD48MT
■ 22CURVHOOD5430	■ 22CURVHOOD5442	■ 22CURVHOOD5448	4	V18, V19	IMTL	22CURVHOOD54MT



Overall Width	Overall Height	Top Width	Top Depth
36"	30"	17 1/16"	12 3/4"
42"	30"	23 1/16"	12 3/4"
48"	30"	29 1/16"	12 3/4"
54"	30"	35 1/16"	12 3/4"
36"	42" & 48"	16 3/4"	12 5/8"
42"	42" & 48"	22 3/4"	12 5/8"
48"	42" & 48"	28 3/4"	12 5/8"
54"	42" & 48"	34 3/4"	12 5/8"